



50th Anniversary

GREAT NORTHWEST ATHLETIC CONFERENCE



# gnac CHAMPIONSHIPS 2023 BASKETBALL MARCH 2-4 • BELLINGHAM, WA

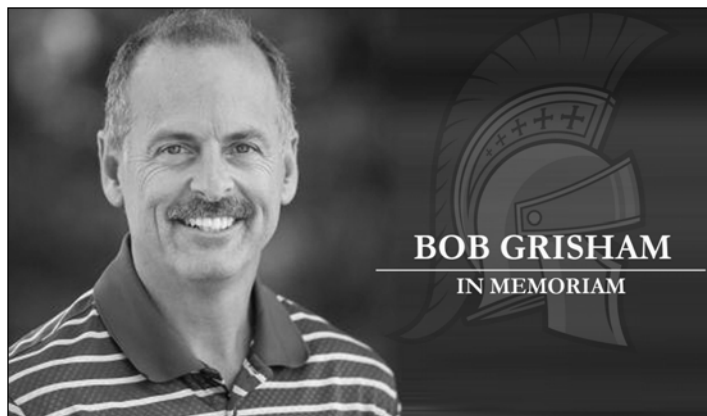


Official Championships Program Presented By  
 **PACIFIC OFFICE  
AUTOMATION**  
— PROBLEM SOLVED —



**GNACSPORTS.COM**  
**@GNACSPORTS**

## 2023 GNAC Basketball Championships



## In Memory Of Bob Grisham

The Great Northwest Athletic Conference is dedicating this year's GNAC Basketball Championships to the memory of Bob Grisham. The former Saint Martin's athletic director, who retired in October after over 37 years of leadership, passed away unexpectedly on Jan. 22.

A longtime friend of the conference, Grisham was one of the athletic directors that helped found the GNAC in 2001. In addition to serving as athletic director, Grisham spent 19 years as the Saints head men's basketball coach and another 20 years as the school's head women's golf coach.

During his 37 years at athletic director, Saint Martin's won five conference championships, made 14 regional appearances and three Division II Championships appearances.

As a coach, Grisham helped contribute to those successes, coaching the Saints' men's basketball team from 1985 until 2001. At the helm, he accumulated the most wins in school history at 214, highlighted by back-to-back 23-win seasons in 1991-93. Grisham was named the NAIA District 8 Coach of the Year in 1993.

After stepping down as the men's basketball coach in 2001, he transitioned into the role of head coach for women's golf. Over the past 20 years, women's golf has had a conference champion and reached the West Regional championship in 2009, where the team placed third overall.

## About The GNAC

With members in five states and the province of British Columbia, and with a strong presence in or near the largest city of each, the Great Northwest Athletic Conference has established itself as one of the top Division II athletic conferences in the NCAA during its 21-year history.

Founded in July 2001, GNAC teams have had over 100 Division II top-10 national team finishes across the 16 sports that it sponsors.

The fall produced a great start for the conference, punctuated by Western Washington winning the Division II women's soccer championship in a 2-1 win over West Chester in front of a partisan crowd in Seattle, which was part of the Division II Fall Festival hosted by Seattle Pacific.

The Northwest Nazarene men's soccer team rode a string of heart-stopping performances, including an upset of defending champion Cal State LA, to its first appearance in the Division II quarterfinals. Three GNAC teams, Alaska Anchorage, Central Washington and Western Washington, appeared in the volleyball West Region.

The GNAC produced both West Region cross country champions in Simon Fraser's Charlie Dannatt and Alaska's Naomi Bailey. At the Division II Championships at Chambers Bay, Washington, Alaska's Anchorage's Coleman Nash and Alaska's Kendall Kramer produced top-10 finishes while Dannatt also secured All-American honors.

Last winter, the GNAC saw four of its teams qualify for the Division II Women's Basketball West Regional. Western Washington won the regional and advanced to the Division II championship game.

The Alaska men proved to be the surprise of Division II, advancing to the West Regional championship game. The Nanooks, the No. 8 seed, took down No. 1 seed Cal State San Marcos in the opening round.

GNAC teams have won six Division II titles: Seattle University women's soccer in 2004, Seattle Pacific women's soccer in 2008, Western Washington men's basketball in 2012, Central Oklahoma women's rowing in 2021 and Western Washington women's soccer in 2016 and 2022.

## GNAC Administration



**Dave Haglund**  
Commissioner



**Bridget Johnson Tetteh**  
Assoc. Commissioner



**Blake Timm**  
Asst. Commissioner

**Thomas Lal**  
**Jessica Eligio**

*Media Relations Assistant  
Championships, Compliance  
& Marketing Assistant*

**Stu Gorski**

*Supervisor Of Basketball Officials*

**ON THE COVER:** The conference's top basketball teams square off in Bellingham for the GNAC Championships and the opportunity to advance to the NCAA West Regional. Clockwise from top left: Brooke Walling (Western Washington), Jaden Nielsen-Skinner (Saint Martin's), Vishe' Rabb (Alaska Anchorage), Shaw Anderson (Seattle Pacific), Samantha Bowman (Central Washington) and Abdul Bah (Montana State Billings).

# Men: Saints March Into March As Top Seed

BELLINGHAM, Wash. – For the second year in a row, Saint Martin's leads the field for the GNAC Men's Basketball Championships, presented by Under Armour, which begin on Thursday at Western Washington University's Carver Gym.

But unlike last year, the Saints hope that the coveted No. 1 seed in the tournament will not result in an early exit.

In last year's tournament, a 10-team affair held in Lacey, the top-seeded Saints bowed out in a loss to Western Oregon in the quarterfinals. It is not a new trend as the last three years have seen the No. 1 seed eliminated.

After going 25-3 during the regular season with a 15-3 conference mark, and with many of the same players that led the team to the top in 2022, the Saints hope that they can buck the top-seed trend in 2023.

Saint Martin's has been an offensive juggernaut all season, ranking second in the GNAC with 81.8 points per game while leading the league in scoring margin (+11.8), assists (17.43 per game) and three-pointers made per game (11.14). The team's 28.9 three-point attempts per game rank 10th in Division II. The Saints also lead the conference with 37.5 rebounds per game and are second in offensive boards.

Junior guard Kyle Greeley is SMU's top scorer, ranking fifth in the GNAC with 15.4 points per game, while junior guard Tyke Thompson is ninth in rebounding at 5.7 rebounds per game. Sophomore guard Jaden Nielsen-Skinner has been a spark plug for the offense, averaging 10.1 points per game while ranking second in the conference in assists (6.43 per game) and third in steals (1.75 per game).

Prolific from outside, the Saints boast three of the top-10 shooters in the GNAC in three-point percentage, led by Greeley and Branden Bunn at 42.6%.

Montana State Billings, the No. 2 seed, is experiencing its best season since joining the GNAC in 2007. The Yellowjackets' 20 wins are the program's most since 2012-13 and is the first 20-win season since 2005-06. While the second-place GNAC finish is the best in program history, MSUB will aim to win the GNAC Championships for the first time since 2012, when it won it all as the No. 5 seed.

While averaging just 68.5 points per game, eighth in the conference, MSUB has excelled on the defensive end by limiting opponents to 67.5 points per contest and ranks third in the GNAC in field goal percentage defense (.432).

Senior guard Carrington Wiggins continues to be one of the top scoring threats in the conference, ranking second in the GNAC with 18.1 points per game and fifth with 2.07 three-pointers made per contest. His free-throw percentage of .918, making 112 out of 122 attempts, is among the top 10 in Division II.

Senior forward Bilal Shabazz is one of just two players to rank in the GNAC top 10 in both scoring and rebounding. His 8.6 rebounds per game rank second while his 13 points per game rank ninth. One of the top defensive players in the conference, he leads the GNAC with 7.21



Junior guard Kyle Greeley leads a potent Saint Martin's offense, ranking fifth in the conference in scoring at 14.4 points per game.

defensive rebounds per game and ranks fourth with 1.21 blocks per game.

Seattle Pacific, the No. 3 seed, is in the GNAC Championships for the 11th time in program history, the most of any of the six teams in the field. The Falcons' hallmark has been solid shooting, ranking third in the conference with 79.6 points per game. Among Division II teams, SPU ranks among the top five in field goal percentage (.507) and free-throw percentage (.770), leading the GNAC in both categories.

Junior forward Shaw Anderson has led the GNAC in scoring for most of the season, averaging 19.8 points per game. Anderson also ranks among the top free-throwers in the conference at 85.1%. Sophomore guard Zack Paulsen is averaging 11.7 points per game and is third in the GNAC with a .888 free-throw percentage. Sophomore forward Kelton Samore ranks third in the conference in field goal shooting at 62.6%.

Central Washington used an exciting late-season run to secure the No. 4 seed. The Wildcats won their last four regular-season games, including a 77-75 upset of Saint Martin's on Thursday in Lacey, and emerged on top of a three-way tie for fourth place at 9-9. Central won those final four games by a combined total of 11 points, which included three two-point victories. The Wildcats advanced to the 2022 GNAC Championships final, where they were upset by eventual West Region finalist Alaska.

Central Washington averages 74.1 points per game, ranks second in the GNAC with a .485 field goal percentage and third with 15.89 assists per game.

Junior guard Camron McNeil leads the Wildcats offensively, ranking fourth in the GNAC with 15.4

points per game while ranking seventh with 1.96 three-pointers made per game. Senior forward Matt Poquette is the other player in the GNAC top 10 in scoring and rebounding, ranking third with 6.7 points per game and 10th with 13 points per game. Senior guard Brock Gilbert ranks in the Division II top five in assists with seven per game.

Western Oregon also benefited from a late surge to secure the No. 5 seed, winning three of its last five games of the regular season. The Wolves enter the tournament averaging 73.4 points per game and rank third in the conference with 7.80 steals per game.

Senior guard Cameron Cranston, the GNAC Preseason Player of the Year, ranks third in the conference in scoring at 16.7 points per game and is fifth with a .851 free-throw percentage. Senior forward John Morrill-Keeler ranks fourth in the GNAC with 6.4 rebounds per game while junior forward Cameron Benzel ranks second in field goal shooting at 63.4%.

Northwest Nazarene, the No. 6 seed, is making its fourth consecutive GNAC Championships appearance and is looking for its first win in the tournament since 2019. While averaging 66.1 points per game, 10th in the conference, the Nighthawks lead the GNAC with 66.4 points allowed per game, are second with a .430 field goal percentage defense and rank third with 37.1 rebounds per game.

Sophomore guard Tru Allen paces NNU offensively with 12.4 points per game and ranks second in the GNAC with 1.88 steals per game. Junior forward Gabriel Murphy leads the conference with 8.8 rebounds per game and is among the Division II leaders with 3.52 offensive boards per contest.

# Women: Vikings Hope Home Is Where The Title Is

BELLINGHAM, Wash. – The 2023 GNAC Women's Basketball Championships, presented by Under Armour, tips off Thursday in Western Washington University's Carver Gym with plenty of intrigue ranging from a back-to-back regular-season champion to the pursuit of a GNAC record.

Western Washington enters the tournament with a true home court advantage as the reigning GNAC regular-season champion and the No. 1 seed. The Vikings finished the conference slate with a 16-2 record (22-3 overall) to claim the regular season title for the second year in a row. The Vikings have performed particularly well at home where they compiled an 11-2 record in the regular season.

Western Washington is ranked No. 2 in the West Region coming into the tournament after compiling a 14-game win streak from Nov. 19 to Jan. 19. The Vikings lead the GNAC and rank second in Division II with a .386 three-point percentage, 19.6 assists and six blocks per game. They also lead the conference and rank third in Division II with a .488 field goal percentage and fourth with a +11.4 rebound margin.

The Vikings are led by junior forward Brooke Walling, who ranks ninth in the GNAC in scoring with 13.4 points per game. Walling has also been excellent on the boards, pulling down an average of 9.2 rebounds per game, and has recorded 10 double-doubles to rank second in the conference.

Montana State Billings secured the No. 2 seed in the tournament with a 14-4 GNAC record (23-6 overall). The Yellowjackets were the only team in the conference to hand WWU a loss in the regular season, sweeping the season series from the Vikings. The wins came in a stretch where MSUB won 11 games in a row from Jan. 5 to Feb. 16.

The Yellowjackets rank fifth in the GNAC in scoring with 68.4 points per game but have been elite defensively, leading the conference by holding opponents to an average of just 58.1 points per game. They also lead the GNAC with a 1.30 assist to turnover ratio that ranks No. 6 in Division II. Montana State Billings enter the GNAC Championships ranked No. 4 in the West Region.

Leading the way for MSUB is junior forward Dyauni Boyce, who averages 10.9 points per game while shooting 42.2% from the field. Boyce also leads the team in rebounds with an average of 5.6 per game. She is joined by senior forward Taryn Shelley, who has been potent off the bench with 11.1 points per game in an average of 17.9 minutes per contest.

Central Washington comes in as the No. 3 seed after compiling a 12-6 conference record (20-7 overall). The Wildcats come into Bellingham as the defending GNAC champions. They lead the GNAC and Division II with 31.9 defensive rebounds per game. They also lead the conference with 9.7 three-pointers made per game, good for seventh in Division II, and 78.5 points per contest which ranks 10th in the division.

The Wildcats' offense features three of the conference's top-eight offensive threats in the conference in senior center Samantha Bowman,



Senior guard Avery Dykstra has provided solid scoring and even better defense to help lead Western Washington to its second consecutive GNAC regular-season title.

sophomore guard Valerie "Sunshine" Huerta and freshman guard Asher Cai. Bowman leads the trio, and the GNAC, with 21.6 points and 14.8 rebounds per game. A tour de force on the court, Bowman leads the conference and ranks second in Division II with 22 double-doubles this season in her pursuit of the conference's all-time rebounding record. Entering the tournament, Bowman trails the record of 1,181 career rebounds set by UAA's Rebecca Kielpinski in 2009 by just eight.

Huerta has been the top CWU shooter from long range, leading the team with a .477 three-point percentage while knocking down 18.5 points per game to rank third in the GNAC. She also leads the team with a .877 free-throw percentage and an average of 32.4 minutes played per contest. Cai ranks eighth in the conference with 14.1 points per while shooting 38.9% from the field and 30.3% from long range.

Alaska Anchorage locked in the No. 4 seed with a 10-8 conference record (18-9 overall). The Seawolves were strongest at home where they owned a 10-3 record and will look to carry their form from the final two weeks of the regular season, where they won four in a row, into the postseason. The Seawolves lead the GNAC and rank eighth in Division II with a +7.92 turnover margin.

Junior guard Vishe' Rabb has led the charge for UAA this season, scoring an average of 16.8 points per game to head up the Seawolves' offense and rank fifth in the GNAC. She holds the top free-throw percentage in the GNAC at 86.8%.

Rabb has also been one of the best on the boards for UAA, pulling in an average of 6.3 rebounds per contest.

Seattle Pacific enters the GNAC Championships as the No. 5 seed after putting together a 9-9 conference season (14-12 overall.) The Falcons average just 60.9 points per game but, like MSUB, they feature a strong defense that ranks third in the conference holding opponents to just 58.5 points on average. They also rank third in the GNAC with a .383 field goal percentage defense.


When it comes to offensive production, senior guard/forward Ashley Alter and senior forward Natalie Hoff have led the way for SPU. Alter ranks seventh in the GNAC with 15.2 points per game while Hoff averages 10.5 points.

Simon Fraser comes in as the No. 6 seed with an 8-10 conference record (10-12 overall). The Red Leafs have excelled at stopping opponents from long range and rank third in the GNAC in three-point percentage defense (.303). They have been one of the best blocking teams, averaging 4.8 blocks per game to rank second in the GNAC.

Junior guard/forward Jessica Wisotzki led the GNAC in scoring for much of the season, finishing the regular season second in the conference and in the top 10 in Division II with 21.3 points per game. Sophomore forward Gemma Cutler and Sophia Wisotzki have been the other top-scoring threats for SFU as it heads to Bellingham looking to advance from the first round for the first time since 2017.

# Saint Martin's Saints

Men's Tournament No. 1 Seed



**Aaron Landon**  
Head Coach

**Assistant Coaches**

Tyler Velasquez  
Wesley Reynolds

**Overall Record: 22-3**  
**GNAC Record: 16-2**

**SMUSaints.com**  
**@SMUSaints**

No.	Name	Pos.	Ht.	Wt.	Yr.	Hometown (Previous School)
0	Branden Bunn	G	6-2	185	Sr.	The Bronx, N.Y. (Newman Univ.)
1	Tyke Thompson	G	6-8	200	Jr.	Salem, Ore. (South Puget Sound CC)
2	Josh Camper	G	5-11	165	So.	Lakewood, Calif. (Saint John Bosco)
3	Christian Haffner	G	6-2	175	Jr.	Gresham, Wis. (Des Moines Area CC)
4	Champ Spencer	F	6-7	200	So.	Sumner, Wash. (Sumner)
5	Kyle Greeley	G	6-5	185	Jr.	Salem, Ore. (Portland State Univ.)
10	Marcus Lenker	G	6-4	190	Jr.	Spokane, Wash. (University)
11	Jaden Nielsen-Skinner	G	5-10	165	So.	Salem, Ore. (Portland State Univ.)
13	Nathaniel Stokes	F	6-8	210	Jr.	Tacoma, Wash. (Bryant Univ.)
14	Hunter Sipe	G	6-4	210	Sr.	Olympia, Wash. (Westmont Coll.)
21	Veljko Ilic	F	6-9	250	Jr.	Nova Varos, Serbia (Utah State Eastern)
22	Devin Owens	G	6-2	180	Jr.	Irvine, Calif. (Irvine Valley Coll.)
24	Brycen Dillworth	G	5-10	180	Jr.	Federal Way, Wash. (Everett CC)
32	Shakeem Alcindor	C	6-8	240	Jr.	St. Croix, Virgin Islands (Odessa Coll.)

**SAINT MARTIN'S 2022-23 STATISTICS**

Player	Total				3-Pointers			FT			Reb			PF			Ast			TO			ST			Pts		Avg
	G	GS	Min	Avg	FG	FGA	PCT	FG	FGA	PCT	FT	FTA	PCT	OR	DR	Pf	D	Ast	TO	BK	ST	Pts	Avg					
05 Greeley, Kyle	28	24	770	27.5	154	275	.560	29	68	.426	65	87	.747	35	86	121	4.3	36	0	53	24	5	22	402	14.4			
00 Bunn, Branden	28	22	575	20.5	106	234	.453	46	108	.426	50	63	.794	20	49	69	2.5	61	2	55	58	2	21	308	11.0			
01 Thompson, Tyke	27	12	654	24.2	110	223	.493	46	112	.411	31	35	.886	34	119	153	5.7	44	0	60	39	9	27	297	11.0			
11 Nielsen-Skinner, Jaden	28	28	889	31.8	106	263	.403	29	84	.345	42	59	.712	22	80	102	3.6	36	0	180	50	2	49	283	10.1			
32 Alcindor, Shakeem	27	26	403	14.9	90	162	.556	0	0	.000	34	55	.618	41	66	107	4.0	65	5	8	36	12	11	214	7.9			
14 Sipe, Hunter	28	11	578	20.6	82	187	.439	45	113	.398	8	12	.667	43	103	146	5.2	53	0	24	25	1	30	217	7.8			
04 Spencer, Champ	26	0	381	14.7	64	141	.454	45	113	.398	10	12	.833	20	35	55	2.1	28	0	13	11	1	4	183	7.0			
03 Haffner, Christian	26	0	474	18.2	50	115	.435	46	109	.422	10	11	.909	9	27	36	1.4	37	0	26	13	0	5	156	6.0			
13 Stokes, Nathaniel	28	17	564	20.1	49	128	.383	15	61	.246	13	16	.813	32	75	107	3.8	43	0	36	23	14	12	126	4.5			
21 Ilic, Veljko	6	0	68	11.3	11	21	.524	0	0	.000	2	2	1.000	6	12	18	3.0	9	0	1	2	0	0	24	4.0			
02 Camper, Josh	2	0	14	7.0	2	5	.400	2	5	.400	0	0	.000	1	0	1	0.5	3	0	2	1	0	1	6	3.0			
24 Dillworth, Brycen	5	0	54	10.8	6	15	.400	1	5	.200	0	0	.000	6	5	11	2.2	4	0	16	10	0	1	13	2.6			
10 Lenker, Marcus	17	0	150	8.8	17	35	.486	6	16	.375	4	10	.400	15	15	30	1.8	19	0	10	4	0	3	44	2.6			
22 Owens, Devin	7	0	51	7.3	6	17	.353	2	10	.200	3	7	.429	1	3	4	0.6	2	0	4	5	0	2	17	2.4			
TM TEAM.....														41	50	91	3.3	0			15			0				
Total.....	28				853	1821	.468	312	804	.388	272	369	.737	326	725	1051	37.5	440	7	488	316	46	188	2290	81.8			
Opponents.....	28				726	1658	.438	219	663	.330	289	427	.677	267	678	945	33.8	396	-	404	393	44	145	1960	70.0			

# Montana St. Billings Yellowjackets

Men's Tournament No. 2 Seed



**Mick Durham**  
Head Coach

**Assistant Coach**  
Luke Fennelly

**Overall Record:** 20-8  
**GNAC Record:** 14-4

**MSUBSports.com**  
**@MSUBSports**

No.	Name	Pos.	Ht.	Wt.	Yr.	Hometown (Previous School)
1	Jajuan Tot	G	6-0	170	So.	Dallas, Texas (Dawson CC)
2	Jalen Tot	G	6-0	160	So.	Dallas, Texas (Dawson CC)
3	Abdul Bah	G	6-2	180	Sr.	Carson, Calif. (Rocky Mountain Coll.)
4	Bilal Shabazz	F	6-8	210	Sr.	Milwaukee, Wis. (Montana State Univ.)
5	Steven Richardson	G	6-7	200	Jr.	Sacramento, Calif. (Midland Coll.)
11	Jaren Fritz	G	6-4	190	So.	Glenrock, Wyo. (Northwest CC)
12	Zharon Richmond	F	6-7	210	Sr.	Billings, Mont. (Skyview)
13	Carrington Wiggins	G	6-2	160	Sr.	Flint, Mich. (Mott CC)
15	Anders Epperly	G	5-11	180	So.	Bigfork, Mont. (Bigfork)
20	Malik Brikat	F	6-9	225	Sr.	Pembroke Pines, Fla. (Univ. of Texas-Permian Basin)
23	Emmanuel Akpan	G	6-5	190	So.	Rocklin, Calif. (Rocklin)
24	Tyler Neary	G	6-1	185	So.	Gillette, WY (Gillette Col.)
32	Emmanuel Ajanaku	C	6-11	230	So.	Lagos, Nigeria (Gillette Coll.)
45	Jimmy Brown	C	6-9	230	Jr.	Chandler, Ariz. (Chandler Gilbert CC)

## MONTANA STATE BILLINGS 2022-23 STATISTICS

Player	G	GS	Min	Avg	Total			3-Pointers			FT	FTA	PCT	OR	DR	Reb	Avg	PF	D	Ast	TO	BK	ST	Pts	Avg
					FG	FGA	PCT	FG	FGA	PCT															
13 Wiggins,Carrington	28	28	926	33.1	168	355	.473	58	160	.363	112	122	.918	11	96	107	3.8	54	0	59	62	2	53	506	18.1
04 Shabazz,Bilal	28	27	919	32.8	127	289	.439	50	149	.336	61	87	.701	38	202	240	8.6	33	0	71	49	34	30	365	13.0
05 Richardson,Steven	28	28	927	33.1	112	236	.475	35	100	.350	31	52	.596	24	95	119	4.3	50	0	37	44	5	32	290	10.4
03 Bah,Abdul	28	1	647	23.1	95	226	.420	39	92	.424	43	57	.754	7	48	55	2.0	37	0	26	32	1	10	272	9.7
02 Tot,Jalen	28	4	547	19.5	54	149	.362	32	92	.348	20	31	.645	4	44	48	1.7	56	1	47	39	3	21	160	5.7
32 Ajanaku,Emmanuel	28	27	573	20.5	54	99	.545	0	0	.000	28	48	.583	39	97	136	4.9	64	0	38	66	14	19	136	4.9
20 Brikat,Malik	10	1	155	15.5	16	31	.516	2	5	.400	5	12	.417	13	20	33	3.3	17	0	1	12	1	3	39	3.9
01 Tot,Jajuan	28	24	619	22.1	32	120	.267	14	51	.275	13	22	.591	16	31	47	1.7	38	1	54	25	2	37	91	3.3
11 Fritz,Jaren	3	0	10	3.3	4	7	.571	1	3	.333	0	0	.000	1	1	2	0.7	0	0	0	0	0	9	3.0	
45 Brown,Jimmy	25	0	302	12.1	13	47	.277	0	1	.000	9	16	.563	23	32	55	2.2	36	0	24	14	3	3	35	1.4
15 Epperly,Anders	2	0	6	3.0	1	2	.500	0	1	.000	0	0	.000	0	1	1	0.5	0	0	1	1	0	0	2	1.0
23 Akpan,Emmanuel	15	0	82	5.5	4	14	.286	1	6	.167	1	2	.500	6	6	12	0.8	5	0	1	4	1	2	10	0.7
24 Neary,Tyler	4	0	12	3.0	0	3	.000	0	3	.000	0	0	.000	0	1	1	0.3	1	0	0	0	0	0	0	0.0
TM TEAM.....														37	52	89	3.2	0			10			0	
Total.....	28				680	1578	.431	232	663	.350	323	449	.719	219	726	945	33.8	391	2	359	358	66	210	1915	68.4
Opponents.....	28				708	1637	.432	239	665	.359	234	330	.709	237	733	970	34.6	425	-	383	375	77	178	1889	67.5

# Seattle Pacific Falcons

Men's Tournament No. 3 Seed



**Grant Leep**  
Head Coach

**Assistant Coaches**

- Keffrey Fazio
- David Choi
- George Parker

**Overall Record:** 17-10  
**GNAC Record:** 12-6

**SPUFalcons.com**  
**@SPUSports**

No.	Name	Pos.	Ht.	Wt.	Yr.	Hometown (Previous School)
0	Logan Kinloch	F	6-4	175	Fr.	Yakima, Wash. (West Valley)
1	Zack Paulsen	G	6-4	190	So.	University Place, Wash. (Curtis)
2	Syon Blackmon	G	6-1	180	So.	Sammamish, Wash. (Eastside Catholic)
3	Casson Rouse	G	6-1	180	So.	Lacey, Wash. (Timberline)
4	Jonas La Tour	F	6-5	190	Fr.	Poulsbo, Wash. (North Kitsap)
10	Mauie Sze	G	5-10	170	So.	Seattle, Wash. (Bellevue Coll.)
11	Clayton Whitman	F	6-5	205	So.	Lynden, Wash. (Lynden)
12	James Agany	F	6-10	185	Fr.	Rumbek North County, South Sudan (Crean Lutheran)
13	Julian Mora	G	5-11	170	Fr.	Bend, Ore. (Summit)
14	Trace Evans	F	6-9	210	Fr.	New South Wales, Australia (Univ. of Missouri-Kansas City)
15	Ben Baker-McCann	G	6-2	180	Jr.	Berkeley, Calif. (Berkeley)
21	DJ Clark	G	6-2	165	So.	Burlington, Wash. (Skagit Valley CC)
22	Kobe Elsner	G	6-0	175	Jr.	Lynden, Wash. (Univ. of Puget Sound)
23	Jacob Gray	G	6-2	180	Fr.	Camas, Wash. (Camas)
24	Shaw Anderson	F	6-6	230	Jr.	Kelso, Wash. (Kelso)
33	Kelton Samore	F	6-9	200	So.	Portland, Ore. (American Univ.)

**SEATTLE PACIFIC 2022-23 STATISTICS**

Player	G	GS	Min	Avg	Total			3-Pointers			FT	FTA	PCT	OR	DR	Reb	Avg	PF	D	Ast	TO	BK	ST	Pts	Avg
					FG	FGA	PCT	FG	FGA	PCT															
24 Anderson, Shaw	27	27	940	34.8	185	346	.535	45	109	.413	120	141	.851	44	73	117	4.3	46	0	65	71	19	10	535	19.8
01 Paulsen, Zack	26	26	891	34.3	90	194	.464	46	124	.371	79	89	.888	19	95	114	4.4	53	0	59	32	7	24	305	11.7
33 Samore, Kelton	25	25	442	17.7	102	163	.626	19	39	.487	29	41	.707	15	78	93	3.7	45	0	17	38	10	9	252	10.1
02 Blackmon, Syon	27	27	726	26.9	83	182	.456	35	95	.368	17	20	.850	15	71	86	3.2	76	2	44	29	11	24	218	8.1
14 Evans, Trace	26	2	436	16.8	77	140	.550	6	20	.300	34	56	.607	51	63	114	4.4	53	0	26	38	4	9	194	7.5
10 Sze, Mauie	27	27	677	25.1	64	131	.489	36	81	.444	26	32	.813	5	59	64	2.4	51	1	80	44	1	12	190	7.0
15 Baker-McCann, Ben	26	1	440	16.9	68	139	.489	7	24	.292	36	57	.632	31	98	129	5.0	36	0	54	40	1	14	179	6.9
03 Rouse, Casson	22	0	412	18.7	52	115	.452	27	69	.391	14	20	.700	1	48	49	2.2	17	0	28	18	0	7	145	6.6
04 La Tour, Jonas	7	0	68	9.7	14	28	.500	9	22	.409	0	0	.000	2	16	18	2.6	6	0	3	2	0	3	37	5.3
13 Mora, Julian	15	0	133	8.9	12	30	.400	7	16	.438	9	11	.818	1	8	9	0.6	20	0	13	8	0	3	40	2.7
11 Whitman, Clayton	15	0	157	10.5	13	29	.448	6	14	.429	1	4	.250	6	15	21	1.4	14	0	7	4	5	9	33	2.2
00 Kinloch, Logan	1	0	18	18.0	1	2	.500	0	1	.000	0	1	.000	1	0	1	1.0	1	0	2	2	0	0	2	2.0
23 Gray, Jacob	5	0	16	3.2	3	7	.429	1	3	.333	0	0	.000	0	2	2	0.4	2	0	0	0	1	1	7	1.4
25 DJ Clark	5	0	16	3.2	2	3	.667	0	0	.000	0	1	.000	1	1	2	0.4	0	0	0	2	0	1	4	0.8
22 Elsner, Kobe	16	0	53	3.3	3	9	.333	1	6	.167	0	1	.000	0	7	7	0.4	12	0	3	1	0	0	7	0.4
TM TEAM.....															25	38	63	2.4	0		7			0	
Total.....	27				769	1518	.507	245	623	.393	365	474	.770	217	672	889	32.9	432	3	401	336	59	126	2148	79.6
Opponents.....	27				760	1629	.467	188	543	.346	292	411	.710	243	587	830	30.7	453	-	346	276	69	166	2000	74.1

# Central Washington Wildcats

Men's Tournament No. 4 Seed



**Brandon Rinta**  
Head Coach

**Assistant Coaches**

- Drew Church
- Blake Cleveringa
- Kelton Williams

**Overall Record: 13-14**  
**GNAC Record: 9-9**

**WildcatSports.com**  
**@CWUAthletics**

No.	Name	Pos.	Ht.	Wt.	Yr.	Hometown (Previous School)
0	Isaiah Banks	G	6-3	185	Sr.	Las Vegas, Nev. (Westminster)
1	Jalai O'Keith	G	6-6	205	So.	Chula Vista, Calif. (Foothills Christian)
2	Brock Gilbert	G	5-11	170	Sr.	Syracuse, Utah (Utah Tech Univ.)
3	Freddy Brown III	G	6-2	180	Jr.	Seattle, Wash (Univ. of Montana)
4	Bennett O'Connor	G	6-1	180	Fr.	Seattle, Wash. (Mount Si)
5	Landis Spivey	F	6-5	170	Sr.	Stockton, Calif. (Cal St. Fullerton)
11	Camron McNeil	G	6-5	185	Jr.	Raleigh, N.C. (Radford Univ.)
20	Quincy Taylor	G	6-2	190	So.	Sacramento, Calif. (Eastern Wyoming Coll.)
22	Colby Gennett	G	6-4	195	So.	Post Falls, Idaho (Post Falls)
23	Xavier Kamalu-Vargas	F	6-2	170	Fr.	Honolulu, Hawaii (Mt. Spokane)
24	Samaad Hector	F	6-6	230	Jr.	Vancouver Wash. (Sacramento State Univ.)
25	Matt Poquette	F	6-6	210	Sr.	Morton, Wash. (Morton White Pass)
32	Noah Pepper	G	6-4	210	R-Fr.	Selah, Wash. (Selah)
33	Gaige Ainslie	F	6-8	210	So.	West Linn, Ore. (Central Catholic)
44	Mitch Brizee	F	6-9	225	So.	Twin Falls, Idaho (Weber State Univ.)

**CENTRAL WASHINGTON 2022-23 STATISTICS**

Player	Total				3-Pointers																				
	G	GS	Min	Avg	FG	FGA	PCT	FG	FGA	PCT	FT	FTA	PCT	OR	DR	Reb	Avg	PF	D	Ast	TO	BK	ST	Pts	Avg
11 McNeil,Camron	27	22	781	28.9	168	342	.491	53	131	.405	28	41	.683	10	79	89	3.3	30	1	40	60	3	26	417	15.4
25 Poquette,Matt	27	27	870	32.2	146	276	.529	0	9	.000	58	79	.734	43	139	182	6.7	47	0	43	48	21	13	350	13.0
24 Hector,Samaad	25	23	591	23.6	116	239	.485	29	86	.337	34	51	.667	67	89	156	6.2	46	0	14	36	31	11	295	11.8
00 Banks,Isaiah	27	27	704	26.1	89	195	.456	16	49	.327	32	48	.667	14	69	83	3.1	66	0	53	53	4	32	226	8.4
44 Brizee,Mitch	21	4	321	15.3	54	81	.667	0	1	.000	31	41	.756	32	47	79	3.8	20	0	15	13	6	12	139	6.6
22 Gennett,Colby	26	5	477	18.3	57	128	.445	21	67	.313	26	33	.788	22	61	83	3.2	45	0	26	23	9	18	161	6.2
02 Gilbert,Brock	25	22	753	30.1	48	106	.453	21	58	.362	31	44	.705	9	53	62	2.5	37	1	175	74	2	30	148	5.9
03 Brown III,Freddy	14	1	153	10.9	19	47	.404	4	15	.267	15	17	.882	5	21	26	1.9	16	0	8	9	0	8	57	4.1
32 Pepper,Noah	24	0	306	12.8	35	75	.467	15	41	.366	6	12	.500	6	37	43	1.8	23	0	20	15	1	8	91	3.8
01 O'Keith,Jalai	5	0	39	7.8	7	20	.350	3	12	.250	0	1	.000	3	8	11	2.2	5	0	2	2	0	1	17	3.4
20 Taylor,Quincy	10	0	71	7.1	7	13	.538	3	8	.375	6	7	.857	0	7	7	0.7	5	0	6	8	0	2	23	2.3
05 Spivey,Landis	25	0	219	8.8	20	58	.345	11	37	.297	1	4	.250	3	20	23	0.9	20	0	11	10	3	9	52	2.1
23 Kamalu-Vargas,Xavier	12	4	137	11.4	10	20	.500	1	5	.200	3	4	.750	1	8	9	0.8	14	0	16	14	1	7	24	2.0
33 Ainslie,Gaige	1	0	3	3.0	0	0	.000	0	0	.000	0	0	.000	1	0	1	1.0	0	0	0	1	1	0	0	0.0
TM TEAM.....														36	48	84	3.2	0			10				0
Total.....	27				776	1600	.485	177	519	.341	271	382	.709	252	686	938	34.7	374	2	429	376	82	177	2000	74.1
Opponents.....	27				702	1570	.447	196	570	.344	280	387	.724	232	629	861	31.9	401	-	304	381	81	197	1880	69.6



# Western Oregon Wolves

Men's Tournament No. 5 Seed



**Wes Pifer**  
Head Coach

**Assistant Coaches**

- Bryan Fisher
- Michael Harmon
- Alex Saindon

**Overall Record:** 12-13  
**GNAC Record:** 9-9

**WOUWolves.com**  
**@WOU\_Wolves**

No.	Name	Pos.	Ht.	Wt.	Yr.	Hometown (Previous School)
0	Yosani Clay	G	6-4	170	Sr.	Tomball, Texas (Lawson State CC)
1	Jahville Collins	G	6-4	190	Jr.	Camarillo, Calif. (Mt. Hood CC)
2	Qiant Myers	G	6-5	170	So.	Fresno, Calif. (Roosevelt)
3	Antonio Salinas	G	6-0	160	Jr.	Zillah, Wash. (Zillah)
4	Griffin Datcher IV	G	6-7	195	R-Fr.	Conroe, Texas (Concordia Lutheran)
5	Peter-Kaci Gwananji	G	6-7	220	R-Fr.	Sacramento, Calif. (Sacramento)
10	Daisone Hughes	G	6-3	165	Sr.	Inglewood, Calif. (Santa Monica Coll.)
11	Zach Moore	G	6-5	170	So.	San Diego, Calif. (Del Norte)
12	RJ Veliz	G	6-2	175	So.	Woodburn, Ore. (Woodburn)
21	Mekhi McIntyre	G	6-3	185	Fr.	Houston, Texas (Fort Bend Travis)
22	Carson Frincke	G	6-5	190	Fr.	San Diego, Calif. (Carlsbad)
23	Cameron Benzel	F	6-7	190	Jr.	Yoncalla, Ore. (Umpqua CC)
30	Cameron Cranston	G	6-6	195	Sr.	Vancouver, Wash. (Union)
34	John Morrill-Keeler	F	6-10	195	Sr.	Port Orford, Ore. (Umpqua CC)
35	Elihu Cobb	F	6-9	200	Sr.	Santa Maria, Calif. (Coll. of the Sequoias)

**WESTERN OREGON 2022-23 STATISTICS**

Player	G	GS	Min	Avg	Total			3-Pointers			FT	FTA	PCT	OR	DR	Reb	Avg	PF	D	Ast	TO	BK	ST	Pts	Avg
					FG	FGA	PCT	FG	FGA	PCT															
30 Cranston,Cameron	18	18	603	33.5	103	232	.444	31	79	.392	63	74	.851	6	63	69	3.8	30	0	31	34	13	11	300	16.7
23 Benzel,Cameron	23	23	657	28.6	111	175	.634	6	18	.333	41	61	.672	37	104	141	6.1	51	0	30	38	18	21	269	11.7
34 Morrill-Keeler,John	25	23	626	25.0	103	175	.589	4	19	.211	47	68	.691	45	115	160	6.4	72	3	38	50	16	22	257	10.3
01 Collins,Jahville	21	12	372	17.7	78	144	.542	25	51	.490	9	23	.391	17	38	55	2.6	36	0	16	25	5	7	190	9.0
00 Clay,Yosani	24	17	596	24.8	82	205	.400	37	113	.327	13	21	.619	8	54	62	2.6	42	1	49	35	7	31	214	8.9
02 Myers,Qiant	24	21	739	30.8	55	133	.414	11	37	.297	35	50	.700	14	69	83	3.5	42	0	141	71	4	32	156	6.5
10 Hughes,Daisone	23	6	387	16.8	42	124	.339	9	34	.265	22	36	.611	16	34	50	2.2	32	0	29	31	0	29	115	5.0
22 Frincke,Carson	24	0	213	8.9	37	77	.481	28	64	.438	4	4	1.000	5	16	21	0.9	11	0	2	9	2	8	106	4.4
35 Cobb,Elihu	23	2	277	12.0	34	58	.586	0	1	.000	13	31	.419	21	33	54	2.3	34	0	6	23	13	8	81	3.5
05 Gwananji,Peter-Kaci	15	0	117	7.8	17	30	.567	0	6	.000	9	14	.643	18	17	35	2.3	13	0	3	5	2	5	43	2.9
12 Veliz,RJ	17	1	173	10.2	15	37	.405	4	13	.308	8	9	.889	5	6	11	0.6	18	0	19	7	0	7	42	2.5
11 Moore,Zach	24	2	264	11.0	18	48	.375	7	24	.292	3	6	.500	7	32	39	1.6	16	0	15	19	1	12	46	1.9
03 Salinas,Antonio	8	0	69	8.6	4	19	.211	3	17	.176	2	2	1.000	0	3	3	0.4	4	0	4	4	0	2	13	1.6
04 Datcher IV,Griffin	6	0	32	5.3	1	6	.167	0	0	.000	1	4	.250	2	6	8	1.3	5	0	0	2	0	0	3	0.5
TM TEAM.....															25	43	68	2.7	0		5			0	
Total.....	25				700	1463	.478	165	476	.347	270	403	.670	226	633	859	34.4	406	4	383	358	81	195	1835	73.4
Opponents.....	25				681	1514	.450	198	544	.364	300	425	.706	250	598	848	33.9	375	-	356	329	79	175	1860	74.4

# Northwest Nazarene Nighthawks

Men's Tournament No. 6 Seed



**Paul Rush**  
Head Coach

**Assistant Coaches**

- Jon Hawkins
- Tannor Kraus
- Adam Boals

**Overall Record:** 12-14

**GNAC Record:** 9-9

**NNUSports.com**

**@NNUSports**

No.	Name	Pos.	Ht.	Wt.	Yr.	Hometown (Previous School)
0	Ryzin Bergersen	G	6-4	170	So.	Boise, Idaho (Link Year Prep)
1	Kobe Terashima	PG	6-2	175	Sr.	Meridian, Idaho (Montana State Billings)
2	Jaylen Fox	G	6-2	180	Jr.	Las Vegas, Nev. (Faith Lutheran)
3	Tru Allen	PG	6-0	180	So.	Lapwai, Idaho (Clarkston HS (Wash.))
4	Andrew Ferrin	C	6-10	220	Sr.	Burley, Idaho (Northeastern JC)
5	Nathan Perez	G	6-4	185	Fr.	Valencia, Calif. (Saugus)
10	Christian Rose	F	6-6	205	So.	San Diego, Calif. (Bishop's School)
11	Yaru Harvey	G	6-3	175	So.	Sacramento, Calif. (Univ. of Portland)
12	Cameron Holliday	G	6-5	185	Fr.	Snoqualmie, Wash. (Mount Si)
13	Mason Machado	G	6-7	185	So.	Corona, Calif. (Corona Centennial)
15	Rayzhon Bergersen	G	6-1	175	Fr.	Boise, Idaho (Ferris)
20	Timothy TenKley	G	6-4	185	So.	Olympia, Wash. (North Thurston)
23	Aaron Murphy	F	6-7	230	So.	Tracy, Calif. (Modesto Christian)
24	Easton Reagan	G	6-4	190	Fr.	Scottsdale, Ariz. (Desert Mountain)
25	Cade Rubright	F	6-5	185	Fr.	Spokane, Wash. (Link Year Prep)
32	Gabriel Murphy	F	6-9	220	Jr.	Tracy, Calif. (Modesto Christian)
33	Jaden Carter	F	6-8	185	So.	Eagle, Idaho (Eagle)

**NORTHWEST NAZARENE 2022-23 STATISTICS**

Player	Total					3-Pointers																			
	G	GS	Min	Avg	FG	FGA	PCT	FG	FGA	PCT	FT	FTA	PCT	OR	DR	Reb	Avg	PF	D	Ast	TO	BK	ST	Pts	Avg
03 Allen,Tru	26	26	801	30.8	101	321	.315	29	107	.271	91	131	.695	18	72	90	3.5	39	0	56	61	4	49	322	12.4
32 Murphy,Gabriel	21	21	557	26.5	98	178	.551	2	8	.250	44	71	.620	74	111	185	8.8	56	1	28	33	15	8	242	11.5
00 Bergersen,Ryzin	23	15	617	26.8	76	179	.425	52	127	.409	33	43	.767	30	38	68	3.0	29	0	19	19	11	14	237	10.3
11 Harvey,Yaru	26	10	597	23.0	71	185	.384	13	52	.250	35	66	.530	9	39	48	1.8	71	2	40	63	4	26	190	7.3
01 Terashima,Kobe	26	26	750	28.8	76	176	.432	11	39	.282	25	38	.658	7	85	92	3.5	56	0	99	72	2	40	188	7.2
23 Murphy,Aaron	23	0	418	18.2	59	121	.488	5	20	.250	20	39	.513	45	63	108	4.7	54	2	7	25	5	22	143	6.2
10 Rose,Christian	24	24	557	23.2	50	125	.400	7	25	.280	28	44	.636	61	64	125	5.2	37	0	16	39	23	18	135	5.6
20 TenKley,Timothy	25	2	377	15.1	34	106	.321	18	78	.231	23	29	.793	12	31	43	1.7	28	0	10	21	3	21	109	4.4
04 Ferrin,Andrew	24	5	216	9.0	23	41	.561	0	0	.000	24	38	.632	20	32	52	2.2	22	1	8	13	13	6	70	2.9
13 Machado,Mason	21	1	258	12.3	21	37	.568	2	5	.400	8	12	.667	26	24	50	2.4	24	1	9	13	5	7	52	2.5
02 Fox,Jaylen	12	0	130	10.8	8	23	.348	4	7	.571	1	2	.500	0	15	15	1.3	8	0	8	10	0	3	21	1.8
33 Carter,Jaden	7	0	22	3.1	4	6	.667	1	2	.500	0	0	.000	1	1	2	0.3	1	0	1	0	0	1	9	1.3
TM TEAM.....															43	44	87	3.3			29			0	
Total.....	26				621	1498	.415	144	470	.306	332	513	.647	346	619	965	37.1	425	7	301	398	85	215	1718	66.1
Opponents.....	26				601	1399	.430	215	541	.397	310	425	.729	237	633	870	33.5	483	-	308	419	76	191	1727	66.4

# Western Washington Vikings

Women's Tournament No. 1 Seed



**Carmen Dolfo**  
Head Coach

**Assistant Coaches**

- Stacey Turell
- Bobbi Westendorf
- Annalisa Fish
- Mike Li

**Overall Record: 22-3**

**GNAC Record: 16-2**

**WWUVikings.com**  
**@WWUathletics**

No.	Name	Pos.	Ht.	Yr.	Hometown (Previous School)
1	Avery Dykstra	G	5-10	Sr.	Everson, Wash. (Lynden Christian)
3	Riley Dykstra	G	5-10	So.	Everson, Wash. (Lynden Christian)
10	Marsani Cannon	G	5-3	Fr.	Olympia, Wash. (River Ridge)
12	Stephanie Peterson	G	5-10	Jr.	Broomfield, Colo. (Cameron Univ.)
13	Monique Fierke	G	5-7	Sr.	Monroe, Wash. (Monroe)
15	Brooke Walling	F	6-3	Jr.	Vancouver, Wash. (Fresno State Univ.)
20	Katrina Gimmaka	F	5-11	Sr.	Everson, Wash. (Nooksack Valley)
21	Truitt Reilly	C	6-1	So.	Silverton, Ore. (Silverton)
22	Jadyn Watts	F	6-1	Fr.	Seattle, Wash. (West Seattle)
23	Mason Oberg	G	5-5	R-Fr.	Vancouver, Wash. (Union)
25	Maddy Grandbois	G	5-9	So.	Marysville, Wash. (Marysville Getchell)
32	Mollie Olson	G	5-9	Sr.	Napavine, Wash. (Napavine)
33	Ellee Brockman	G	6-0	Fr.	Kingston, Wash. (Kingston)
34	Carley Zaragoza	C	6-1	Sr.	El Dorado, Calif. (Union Mine)

**WESTERN WASHINGTON 2022-23 STATISTICS**

Player	G	GS	Min	Avg	Total			3-Pointers			FT	FTA	PCT	OR	DR	Reb	Avg	PF	D	Ast	TO	BK	ST	Pts	Avg
					FG	FGA	PCT	FG	FGA	PCT															
15 Walling, Brooke	25	25	712	28.5	136	237	.574	11	33	.333	51	78	.654	66	165	231	9.2	37	0	88	55	47	39	334	13.4
20 Gimmaka, Katrina	25	25	464	18.6	112	192	.583	7	28	.250	20	27	.741	22	86	108	4.3	40	1	28	34	4	23	251	10.0
23 Oberg, Mason	19	5	346	18.2	58	132	.439	39	91	.429	16	19	.842	4	34	38	2.0	37	1	26	47	3	11	171	9.0
34 Zaragoza, Carley	25	0	303	12.1	68	132	.515	1	2	.500	56	73	.767	30	32	62	2.5	44	0	34	34	6	17	193	7.7
21 Reilly, Truitt	25	0	478	19.1	71	143	.497	2	6	.333	45	54	.833	56	124	180	7.2	66	3	36	42	22	19	189	7.6
01 Dykstra, Avery	25	25	704	28.2	63	142	.444	23	58	.397	40	48	.833	8	57	65	2.6	55	1	70	47	21	13	189	7.6
03 Dykstra, Riley	25	24	611	24.4	72	171	.421	30	79	.380	11	16	.688	24	59	83	3.3	45	0	66	48	4	12	185	7.4
32 Olson, Mollie	20	19	377	18.9	44	102	.431	13	37	.351	20	23	.870	3	36	39	2.0	16	0	62	35	17	9	121	6.1
25 Grandbois, Maddy	25	0	494	19.8	45	109	.413	29	71	.408	8	9	.889	12	59	71	2.8	37	1	41	20	8	10	127	5.1
12 Peterson, Stephanie	25	2	338	13.5	30	68	.441	14	37	.378	7	11	.636	10	38	48	1.9	30	0	31	22	15	18	81	3.2
13 Fierke, Monique	23	0	198	8.6	16	37	.432	13	30	.433	8	14	.571	3	10	13	0.6	16	0	9	5	2	1	53	2.3
TM TEAM.....														40	44	84	3.4	0			15			0	
Total.....	25				715	1465	.488	182	472	.386	282	372	.758	278	744	1022	40.9	423	7	491	404	149	172	1894	75.8
Opponents.....	25				519	1476	.352	116	380	.305	300	412	.728	237	499	736	29.4	409	-	272	338	81	189	1454	58.2

# Montana St. Billings Yellowjackets

Women's Tournament No. 2 Seed



**Kevin Woodin**  
Head Coach

**Assistant Coaches**

- Alisha Breen
- Janiel Begger

**Overall Record: 23-6**

**GNAC Record: 14-4**

**MSUBSports.com**  
**@MSUBSports**

No.	Name	Pos.	Ht.	Yr.	Hometown (Previous School)
2	Skylar Patton	G	5-5	Sr.	Houston, Texas (Gillette Coll.)
5	Aspen Giese	G	5-8	So.	Fort Benton, Mont. (Fort Benton)
11	Chloe Williams	G	5-10	So.	Liberty Lake, Wash. (Central Valley)
12	Shayla Montague	G	5-11	Jr.	Billings, Mont. (Billings West)
14	Kortney Nelson	G	5-8	So.	Scobey, Mont. (Scobey)
15	Cariann Kunkel	F	5-10	Sr.	Hamilton, Mont. (Wenatchee Valley CC)
20	Taryn Shelley	F	6-3	Sr.	Shoreline, Wash. (Washington State Univ.)
21	Danielle Zahn	G	5-5	Jr.	Florence, Mont. (Florence-Carlton)
22	Kaitlin Grossman	G/F	5-11	Fr.	Billings, Mont. (Billings West)
30	Dyauni Boyce	F	5-11	So.	Winifred, Mont. (Winifred)
33	Natalie Andreas	F/G	6-0	Jr.	Yakima, Wash. (Wenatchee Valley CC)
34	Madeline Heggem	F	6-0	Fr.	Winifred, Mont. (Winifred)



**MONTANA STATE BILLINGS 2022-23 STATISTICS**

Player	Total				3-Pointers			FT	FTA	PCT	OR	DR	Reb	Avg	PF	D	Ast	TO	BK	ST	Pts	Avg				
	G	GS	Min	Avg	FG	FGA	PCT																			
20 Shelley, Taryn	16	0	286	17.9	76	157	.484	6	18	.333	19	27	.704	14	52	66	4.1	28	1	8	21	8	4	177	11.1	
30 Boyce, Dyauni	29	29	772	26.6	109	258	.422	22	64	.344	77	107	.720	57	104	161	5.6	64	0	55	57	6	35	317	10.9	
15 Kunkel, Cariann	29	29	773	26.7	99	248	.399	13	40	.325	77	92	.837	36	90	126	4.3	56	1	53	45	2	27	288	9.9	
05 Giese, Aspen	29	29	858	29.6	95	225	.422	45	127	.354	30	38	.789	64	73	137	4.7	58	2	66	41	11	36	265	9.1	
12 Montague, Shayla	27	27	789	29.2	87	194	.448	59	149	.396	4	8	.500	27	61	88	3.3	16	0	41	18	7	22	237	8.8	
14 Nelson, Kortney	29	29	824	28.4	62	173	.358	16	43	.372	88	113	.779	32	117	149	5.1	71	1	92	52	5	34	228	7.9	
02 Patton, Skylar	17	0	285	16.8	29	75	.387	8	35	.229	24	38	.632	3	24	27	1.6	30	1	23	34	1	15	90	5.3	
33 Andreas, Natalie	29	2	354	12.2	48	153	.314	16	58	.276	28	34	.824	19	61	80	2.8	16	0	38	17	3	7	140	4.8	
11 Williams, Chloe	28	0	465	16.6	44	117	.376	13	42	.310	19	27	.704	26	49	75	2.7	31	0	33	25	10	33	120	4.3	
21 Zahn, Danielle	14	0	185	13.2	22	49	.449	11	22	.500	4	5	.800	3	4	7	0.5	6	0	23	16	0	4	59	4.2	
43 Saylor, Bailee	12	0	91	7.6	13	29	.448	8	18	.444	0	0	.000	1	10	11	0.9	3	0	4	4	2	4	34	2.8	
22 Grossman, Kaitlin	16	0	100	6.3	8	22	.364	0	1	.000	4	7	.571	7	16	23	1.4	8	0	7	5	2	5	20	1.3	
34 Heggem, Madeline	14	0	68	4.9	4	15	.267	0	0	.000	2	2	1.000	11	10	21	1.5	5	0	5	1	2	1	10	0.7	
TM TEAM.....																										
Total.....	29				696	1715	.406	217	617	.352	376	498	.755	348	723	1071	36.9	392	6	448	345	59	227	1985	68.4	
Opponents.....	29				630	1575	.400	164	539	.304	271	370	.732	243	697	940	32.4	547	-	374	465	77	181	1695	58.4	

# Central Washington Wildcats

Women's Tournament No. 3 Seed



**Randi Richardson-Thornley**  
Head Coach

**Assistant Coaches**

Jessica Richardson  
Alyssa Flsher

**Overall Record: 20-7**  
**GNAC Record: 12-6**

**WildcatSports.com**  
**@CWUAthletics**

No.	Name	Pos.	Ht.	Yr.	Hometown (Previous School)
1	Malia Smith	G	5-5	So.	Snohomish, Wash. (Concordia Univ. (Calif.))
3	Brinley Hagemeier	G	5-6	R-Fr.	Ellensburg, Wash. (Ellensburg)
5	Shelby Blodgett	G	5-9	So.	Clatskanie, Ore. (Oregon Tech)
10	Valerie Huerta	G	5-4	So.	Whittier, Calif. (St. Paul)
11	Shaylee Coulter-Fa'amafu	G/F	6-0	So.	Brisbane, Australia (Brisbane State)
12	Kierra Bush	F	6-2	Sr.	Seattle, Wash. (Midland Coll.)
14	Tori Maeda	G	5-6	Sr.	Honolulu, Hawaii (Iolani)
20	Riley Johnson	G	5-9	Fr.	Cashmere, Wash. (Cashmere)
21	Asher Cai	G	5-9	Fr.	Colfax, Wash. (Colfax)
22	Ashley Schow	F	6-1	Fr.	Tenino, Wash. (Tenino)
23	Samantha Bowman	C	6-3	Sr.	Zillah, Wash. (Zillah)
30	Claire Heitschmidt	F	5-11	So.	Vancouver, Wash. (Prairie)
32	Jenna Troy	G	5-9	Jr.	Kenmore, Wash. (Inglemoor)
42	Charity Hines	C	6-3	Fr.	DuPont, Wash. (Air Force Academy Prep School)

**CENTRAL WASHINGTON 2022-23 STATISTICS**

Player	G	GS	Min	Avg	Total			3-Pointers			FT	FTA	PCT	OR	DR	Reb	Avg	PF	D	Ast	TO	BK	ST	Pts	Avg
					FG	FGA	PCT	FG	FGA	PCT															
23 Bowman,Samantha	27	27	841	31.1	235	425	.553	28	76	.368	84	112	.750	96	304	400	14.8	48	0	99	62	43	43	582	21.6
10 Huerta ,Valerie	27	27	876	32.4	194	415	.467	61	128	.477	50	57	.877	17	51	68	2.5	43	0	91	53	3	25	499	18.5
21 Cai,Asher	27	27	797	29.5	138	355	.389	67	221	.303	39	54	.722	32	116	148	5.5	64	1	61	69	9	27	382	14.1
30 Heitschmidt,Claire	27	0	521	19.3	64	129	.496	21	61	.344	10	22	.455	31	79	110	4.1	44	0	32	22	3	15	159	5.9
22 Schow,Ashley	27	24	529	19.6	67	119	.563	6	14	.429	14	26	.538	33	65	98	3.6	46	0	21	35	20	10	154	5.7
14 Maeda,Tori	27	27	864	32.0	37	109	.339	30	77	.390	31	36	.861	22	83	105	3.9	42	0	139	72	3	22	135	5.0
01 Smith,Malia	25	0	294	11.8	26	75	.347	26	68	.382	0	2	.000	3	21	24	1.0	19	0	23	22	1	10	78	3.1
20 Johnson,Riley	25	2	419	16.8	28	73	.384	17	52	.327	2	4	.500	9	29	38	1.5	28	0	21	25	1	11	75	3.0
12 Bush,Kiera	22	1	172	7.8	11	29	.379	0	1	.000	11	18	.611	24	31	55	2.5	44	2	2	13	3	9	33	1.5
11 Coulter-Fa'amafu,S	18	0	111	6.2	5	24	.208	2	13	.154	3	6	.500	5	7	12	0.7	9	0	3	15	0	2	15	0.8
05 Blodgett,Shelby	1	0	1	1.0	0	0	.000	0	0	.000	0	0	.000	0	0	0	0.0	0	0	0	0	0	0	0	0.0
32 Troy,Jenna	1	0	0	0.0	0	0	.000	0	0	.000	0	0	.000	0	0	0	0.0	0	0	0	0	0	0	0	0.0
TM TEAM.....															42	69	111	4.1	0		13		0		
Total.....	27				805	1753	.459	258	711	.363	244	337	.724	314	855	1169	43.3	387	3	492	401	86	174	2112	78.2
Opponents.....	27				686	1836	.374	141	538	.262	239	330	.724	324	657	981	36.3	391	-	364	343	63	211	1752	64.9

# Alaska Anchorage Seawolves

Women's Tournament No. 4 Seed



**Ryan McCarthy**  
Head Coach

**Assistant Coaches**

Shaina Afoa  
Kiki Robertson

**Overall Record:** 18-9

**GNAC Record:** 10-8

**GoSeawolves.com**  
**@UAASeawolves**

No.	Name	Pos.	Ht.	Yr.	Hometown (Previous School)
1	Tubby Tovia	F	5-8	So.	Las Vegas, Nev. (Liberty)
2	Nicole Pinckney	G	5-5	Sr.	Chugiak, Alaska (Chugiak)
3	Hayley Berfield	G	5-7	Jr.	Northridge, Calif. (High Point Univ.)
4	Anaiah Moore	G	5-5	Jr.	Rockford, Ill. (Univ. of Wis. Milwaukee)
5	Jazzpher Evans	G	5-6	So.	Shorewood, Ill. (Quincy Univ.)
10	Natalia Beaumont	F/C	6-3	So.	Emu Heights, Australia (Northwest Florida State Coll.)
11	Ra'Anaa Bey	G	5-6	Sr.	Palo Alto, Calif. (Diablo Valley Coll.)
12	Vishe' Rabb	F	5-9	Jr.	Springfield, Minn. (Augustana (S.D.) Univ.)
13	Jahnna Hajdukovich	G	5-8	Sr.	Anchorage, Alaska (Dimond)
14	Kate Robertson	F	6-2	So.	Casper, Wyo. (Casper Coll.)
15	Malie Marfil	G	5-9	So.	Honolulu, Hawaii (Kamehameha-Kapalama)
20	Elaina Mack	G	5-8	Fr.	King Cove, Alaska (King Cove)
21	Kimani Fernandez	F	5-10	Sr.	Wailuku, Hawaii (Kamehameha-Maui)
44	Rachel Ingram	G	5-7	Sr.	Colorado Springs, Colo. (Colorado Springs Christian)

**ALASKA ANCHORAGE 2022-23 STATISTICS**

Player	G	GS	Min	Avg	Total			3-Pointers			FT	FTA	PCT	OR	DR	Reb	Avg	PF	D	Ast	TO	BK	ST	Pts	Avg
					FG	FGA	PCT	FG	FGA	PCT															
12 Rabb,Vishe'	25	22	600	24.0	141	331	.426	35	111	.315	103	118	.873	49	108	157	6.3	71	3	42	50	3	49	420	16.8
13 Hajdukovich,Jahnna	27	26	720	26.7	100	249	.402	55	150	.367	43	56	.768	39	83	122	4.5	74	3	57	33	4	31	298	11.0
5 Evans,Jazzpher	26	20	621	23.9	88	202	.436	15	45	.333	57	83	.687	23	37	60	2.3	54	1	57	41	1	47	248	9.5
14 Robertson,Kate	27	21	593	22.0	81	166	.488	0	0	.000	15	26	.577	72	92	164	6.1	98	8	34	39	9	29	177	6.6
2 Pinckney,Nicole	27	23	633	23.4	61	177	.345	21	76	.276	11	18	.611	11	42	53	2.0	33	0	74	29	0	31	154	5.7
3 Berfield,Hayley	27	4	304	11.3	48	144	.333	15	63	.238	23	32	.719	16	29	45	1.7	34	0	21	25	1	21	134	5.0
44 Ingram,Rachel	27	1	370	13.7	45	135	.333	34	111	.306	9	11	.818	19	20	39	1.4	23	0	11	13	1	9	133	4.9
20 Mack,Elaina	21	1	166	7.9	32	81	.395	24	65	.369	4	4	1.000	8	11	19	0.9	14	0	11	3	1	3	92	4.4
15 Marfil,Malie	9	0	74	8.2	9	23	.391	0	2	.000	9	13	.692	6	5	11	1.2	6	0	5	6	0	2	27	3.0
21 Fernandez,Kimani	14	5	225	16.1	13	38	.342	0	1	.000	14	21	.667	26	24	50	3.6	40	1	11	13	10	10	40	2.9
4 Moore,Anaiah	26	4	447	17.2	31	103	.301	0	2	.000	11	15	.733	3	40	43	1.7	52	1	66	38	2	30	73	2.8
11 Bey,Ra'Anaa	27	7	442	16.4	25	81	.309	9	35	.257	14	21	.667	24	17	41	1.5	40	0	32	29	0	29	73	2.7
1 Tovia,Tubby	24	1	239	10.0	13	36	.361	0	3	.000	12	19	.632	20	30	50	2.1	45	2	19	12	0	15	38	1.6
10 Beaumont,Natalia	2	0	16	8.0	1	4	.250	0	1	.000	1	2	.500	0	2	2	1.0	4	0	0	4	2	1	3	1.5
TM Team.....														48	51	99	3.8	0		13				0	
Total.....	27				688	1770	.389	208	665	.313	326	439	.743	364	591	955	35.4	588	19	440	348	34	307	1910	70.7
Opponents.....	27				592	1406	.421	189	562	.336	400	560	.714	267	745	1012	37.5	448	-	465	553	82	155	1773	65.7

# Seattle Pacific Falcons

Women's Tournament No. 5 Seed



**Mike Simonson**  
Head Coach

**Assistant Coaches**  
Katie Simonson  
Karen Byers

**Overall Record:** 14-12  
**GNAC Record:** 9-9

**SPUFalcons.com**  
**@SPUSports**

No.	Name	Pos.	Ht.	Yr.	Hometown (Previous School)
2	Maya Hoff	G	6-2	So.	Beaverton, Ore. (Southridge)
4	Grace Leasure	W	6-0	Fr.	Portland, Ore. (Oregon City)
10	Lolo Weatherspoon	W	5-10	So.	Camas, Wash. (Union)
11	Chiara De Vergilio	G	5-7	Sr.	Rosario Santa Fe, Argentina
12	Hailey Marlow	PG	5-7	So.	Spokane, Wash (West Valley)
14	Hunter Beirne	G	5-7	So.	Mukilteo, Wash. (Kamiak)
15	Emilia Bishop	P	6-3	R-Fr.	Wilsonville, Ore. (Wilsonville)
20	Anna Eddy	G	5-9	So.	Portland, Ore. (St. Mary's)
21	Makenna Jacklin	W	6-1	R-Fr.	Kelowna, B.C. (Okanagan Mission)
22	Ashley Alter	G/F	5-11	Sr.	Stanwood, Wash. (Stanwood)
23	Jalena Carlisle	G/F	5-11	So.	Camas, Wash. (Camas)
24	Kylie Yung	W	5-8	R-Fr.	Honolulu, Hawaii (Iolani)
30	Natalie Hoff	F	6-2	Sr.	Beaverton, Ore. (Southridge)
32	Schuyler Berry	C	6-3	So.	Portland, Ore. (Grant)

## SEATTLE PACIFIC 2022-23 STATISTICS

Player	G	GS	Min	Avg	Total			3-Pointers			FT	FTA	PCT	OR	DR	Reb	Avg	PF	D	Ast	TO	BK	ST	Pts	Avg
					FG	FGA	PCT	FG	FGA	PCT															
22 Alter, Ashley	24	24	777	32.4	146	336	.435	33	105	.314	39	50	.780	41	110	151	6.3	57	1	47	44	10	48	364	15.2
30 Hoff, Natalie	26	26	677	26.0	99	242	.409	4	18	.222	70	86	.814	38	110	148	5.7	40	0	38	46	21	24	272	10.5
20 Eddy, Anna	25	24	749	30.0	83	233	.356	43	142	.303	22	36	.611	33	67	100	4.0	46	0	32	45	7	27	231	9.2
32 Berry, Schuyler	26	5	475	18.3	74	155	.477	0	2	.000	50	75	.667	41	47	88	3.4	42	1	27	42	15	13	198	7.6
14 Beirne, Hunter	26	26	843	32.4	66	186	.355	15	49	.306	17	31	.548	32	98	130	5.0	68	0	87	80	7	31	164	6.3
02 Hoff, Maya	26	18	531	20.4	49	113	.434	2	15	.133	36	52	.692	42	60	102	3.9	43	0	22	38	19	18	136	5.2
11 De Vergilio, Chiara	15	2	274	18.3	26	75	.347	18	50	.360	2	4	.500	8	36	44	2.9	26	1	19	17	2	12	72	4.8
10 Weatherspoon, Lolo	25	3	382	15.3	34	91	.374	2	11	.182	15	36	.417	12	25	37	1.5	45	0	17	39	5	14	85	3.4
15 Emilia Bishop	5	0	28	5.6	5	9	.556	0	0	.000	2	2	1.000	4	5	9	1.8	4	0	1	5	2	0	12	2.4
12 Marlow, Hailey	23	2	426	18.5	18	58	.310	5	31	.161	6	11	.545	12	29	41	1.8	35	1	20	13	4	15	47	2.0
21 Makenna Jacklin	3	0	16	5.3	1	8	.125	1	6	.167	0	0	.000	0	1	1	0.3	2	0	1	4	2	3	3	1.0
24 Yung, Kylie	3	0	6	2.0	0	0	.000	0	0	.000	0	0	.000	1	0	1	0.3	0	0	0	0	0	0	0	0.0
23 Carlisle, Jalena	1	0	16	16.0	0	2	.000	0	1	.000	0	0	.000	1	0	1	1.0	2	0	1	2	0	2	0	0.0
TM TEAM.....														50	72	122	4.7	0			27			0	
Total.....	26				601	1508	.399	123	430	.286	259	383	.676	315	660	975	37.5	410	4	312	402	94	207	1584	60.9
Opponents.....	26				532	1389	.383	164	500	.328	293	394	.744	206	608	814	31.3	390	-	279	399	71	187	1521	58.5

# Simon Fraser Red Leafs

Women's Tournament No. 6 Seed



**Bruce Langford**  
Head Coach

**Assistant Coaches**

- Pam Danis
- Marie-Line Petit
- Nayo Raincock-Ekunwe

**Overall Record:** 10-12  
**GNAC Record:** 8-10

[athletics.sfu.ca](http://athletics.sfu.ca)  
[@SFU\\_Athletics](https://twitter.com/SFU_Athletics)

No.	Name	Pos.	Ht.	Yr.	Hometown (Previous School)
1	Grace Killins	G	5-9	Jr.	Coquitlam, B.C. (Centennial)
2	Makenna Gardner	G	5-10	So.	Langley, B.C. (Langley Christian)
3	Kyra Stewart	G	5-8	R-Fr.	San Clemente, Calif. (San Clemente)
4	Sophie Klassen	F	6-0	Sr.	Chilliwack, B.C. (Sardis)
5	Sophia Wisotzki	G	5-10	So.	Langley, B.C. (Walnut Grove)
10	Georgia Swant	G	5-9	Sr.	North Vancouver, B.C. (Argyle)
11	Gemma Cutler	F	6-2	So.	North Vancouver, B.C. (St. Thomas Aquinas)
12	Emma Kramer	G	5-11	Sr.	Surrey, B.C. (Sullivan Heights)
14	Jessica Wisotzki	G/F	6-2	Jr.	Langley, B.C. (Walnut Grove)
15	Sahnnya Gill	F	6-1	Fr.	Surrey, B.C. (Brookwood)
20	Myrlaine Shelvey	G/F	5-8	Fr.	Langley, B.C. (Langley Christian)
21	Arman Dulai	G	5-9	So.	Surrey, B.C. (Panorama Ridge)

**SIMON FRASER 2022-23 STATISTICS**

Player	Total				3-Pointers			FT	FTA	PCT	OR	DR	Reb	Avg	PF	D	Ast	TO	BK	ST	Pts	Avg			
	G	GS	Min	Avg	FG	FGA	PCT																FG	FGA	PCT
14 Wisotzki, Jessica	22	22	750	34.1	145	332	.437	55	139	.396	123	152	.809	37	61	98	4.5	48	2	22	60	10	18	468	21.3
11 Cutler, Gemma	22	22	703	32.0	98	179	.547	1	1	1.000	36	74	.486	61	131	192	8.7	71	3	22	36	60	15	233	10.6
05 Wisotzki, Sophia	22	15	579	26.3	78	195	.400	26	60	.433	46	54	.852	8	69	77	3.5	54	0	74	78	0	22	228	10.4
01 Killins, Grace	22	0	423	19.2	70	194	.361	44	131	.336	23	30	.767	5	35	40	1.8	35	0	23	30	6	17	207	9.4
04 Klassen, Sophie	22	5	374	17.0	38	77	.494	1	3	.333	20	36	.556	29	57	86	3.9	43	0	20	27	17	13	97	4.4
10 Swant, Georgia	22	7	494	22.5	31	100	.310	15	56	.268	11	16	.688	13	41	54	2.5	34	0	61	56	3	28	88	4.0
12 Kramer, Emma	22	18	443	20.1	28	98	.286	19	66	.288	5	8	.625	17	71	88	4.0	44	1	29	27	3	18	80	3.6
02 Gardner, Makenna	22	20	435	19.8	25	79	.316	6	28	.214	10	16	.625	19	30	49	2.2	37	0	45	27	4	32	66	3.0
21 Dulai, Arman	22	1	165	7.5	13	40	.325	6	23	.261	9	11	.818	4	14	18	0.8	12	0	10	11	2	7	41	1.9
20 Shelvey, Myrlaine	6	0	34	5.7	1	4	.250	1	2	.500	3	6	.500	6	2	8	1.3	1	0	0	1	0	1	6	1.0
15 Gill, Sahnnya	2	0	8	4.0	0	1	.000	0	0	.000	1	2	.500	2	1	3	1.5	2	0	0	0	0	1	1	0.5
03 Stewart, Kyra	14	0	67	4.8	3	17	.176	0	5	.000	0	1	.000	2	7	9	0.6	13	0	4	5	0	3	6	0.4
TM TEAM.....																									
Total.....	22				530	1316	.403	174	514	.339	287	406	.707	244	590	834	37.9	394	6	310	370	105	175	1521	69.1
Opponents.....	22				542	1368	.396	125	413	.303	308	418	.737	275	584	859	39.0	379	-	308	339	52	193	1517	69.0



## GNAC Basketball History

## Men's Basketball Award Winners

<b>GNAC Regular Season Champions</b>	2016	Devon Alexander, WOU	
2002	Seattle Pacific (15-3)	Taylor Stafford, WWU	
	Western Washington (15-3)	2018	Vince Boumann, WOU
	Humboldt State (15-3)	2019	Coleman Wooten, SPU
2003	Alaska/Humboldt State (15-3)	2020	Trevor Jasinsky, WWU
2004	Humboldt State (15-3)	2022	Shadeed Shabazz, UAF
2005	Western Washington/Alaska (13-5)		
	Alaska (13-5)	<b>Newcomer of the Year</b>	
2006	Seattle Pacific (14-4)	2002	Yusef Aziz, SPU
2007	Seattle/Seattle Pacific (11-5)	2003	Sean Kelly, WOU
2008	Alaska Anchorage (16-2)	2004	Kemmy Burgess, UAA
2009	Western Washington (13-3)	2005	Tyler Amaya, WWU
2010	Seattle Pacific (13-3)	2006	Robbie Will, SPU
2011	Central Washington (16-2)	2007	Jushay Rockett, UAF
2012	Western Washington (16-2)	2008	Jake Beitinger, CWU
2013	Western Washington (17-1)	2009	Morris Anderson, WWU
2014	Seattle Pacific (15-3)	2010	JC Cook, CWU
2015	Western Oregon (15-3)	2011	Jamar Berry, CWU
2016	Western Oregon (18-2)	2012	Antoine Proctor, MSUB
2017	Western Washington (17-3)	2013	Mark McLaughlin, CWU
2018	Western Oregon (19-1)	2014	Jonathan Mesghna, MSUB
2019	Saint Martin's (17-3)	2015	Julian Nichols, WOU
2020	Seattle Pacific (18-2)	2016	Sekou "Suki" Wiggs, UAA
2022	Saint Martin's (11-6)	2017	Taylor Stafford, WWU
2023	Saint Martin's (15-3)	2018	Luke Chavez, SMU
		2019	Adonis Arms, NNU
<b>GNAC Tournament Champion</b>	2020	Shadeed Shabazz, UAF	
2011	Central Washington	2022	Carrington Wiggins, MSUB
2012	Montana State Billings		
2013	Seattle Pacific	<b>Freshman of the Year</b>	
2014	Seattle Pacific	2002	Mark Drake, UAA
2015	Seattle Pacific	2003	Jeffrey McDaniel, Seattle
2016	Western Oregon	2004	Dustin Bremerman, SPU
2017	Western Washington	2005	Grayson Moyer, HSU
2018	Western Oregon	2006	Travis Kuhns, WOU
2019	Seattle Pacific	2007	Justin Parnell, NNU
2020	Western Washington	2008	Blake Poole, SMU
2022	Alaska	2009	Dane Johnson, WOU
		2010	Blair Wheadon, WOU
<b>Player of the Year</b>	2010	Tarance Glynn, WOU	
2002	Fred Hooks, HSU	2011	Paul Egwuonwu, NNU
2003	Fred Hooks, HSU	2012	David Downs, SPU
2004	Brad Oleson, UAF	2013	Cory Hutsen, SPU
2005	Brad Oleson, UAF	2014	Andy Avgi, WOU
2006	Tony Binetti, SPU	2015	Michael Loomis, NNU
2007	Lance Den Boer, CWU	2016	Alex Birketoft, NNU
	Dustin Bremerman, SPU	2017	Preston Beverly, MSUB
2008	Luke Cooper, UAA	2018	Tony Miller, SPU
2009	Ira Graham, WWU	2019	Khaili Shabazz, CWU
2010	Chris Banchemo, SPU	2020	Brendan Howard, MSUB
2011	Blake Poole, SMU	2021	Shaw Anderson, SPU
2012	Taylor Rohde, UAA	2022	Tru Allen, NNU
2013	John Allen, WWU		
2014	David Downs, SPU	<b>Coach of the Year</b>	
2015	Andy Avgi, WOU	2002	Tom Wood, HSU
2016	Andy Avgi, WOU	2003	Al Sokaitis, UAF
2017	Taylor Stafford, WWU	2004	Al Sokaitis, UAF
2018	Tanner Omlid, WOU	2005	Brad Jackson, WWU
2019	Adonis Arms, NNU	2006	Tim Hills, WOU
2020	Shadeed Shabazz, UAF	2007	Jeff Hironaka, SPU
2022	Xavier Smith, CWU	2008	Frank Ostanik, UAF
		2009	Rusty Osborne, UAA
<b>Defensive Player of the Year</b>	2010	Brad Jackson, WWU	
2013	Riley Stockton, SPU	2011	Ryan Looney, SPU
2014	Andrew Kelly, UAF	2012	Greg Sparling, CWU
2015	Riley Stockton, SPU	2013	Tim Hills, NNU
2016	Joseph Stroud, CWU	2014	Brad Jackson, WWU
2017	Tanner Omlid, WOU	2015	Tony Dominguez, WWU
2018	Malik Morgan, WOU	2016	Mick Durham, UAF
2019	Jordan Kitchen, SMU	2017	Ryan Looney, SPU
2020	Shadeed Shabazz, UAF	2018	Brady Bergeson, WOU
2022	Harry Cavell, SPU	2019	Jim Shaw, WOU
	D'Angelo Minnis, WWU	2020	Tony Dominguez, WWU
		2021	Jim Shaw, WOU
<b>GNAC Championships MVP</b>	2019	Alex Pribble, SMU	
2011	Jamar Berry, CWU	2020	Grant Leep, SPU
2012	Robert Mayes, MSUB	2022	Aaron Landon, SMU
2013	David Downs, SPU		
2014	David Downs, SPU		
2015	Cory Hutsen, SPU		

## Women's Basketball Award Winners

<b>GNAC Regular Season Champions</b>	2018	Alisha Breen, MSUB	
2002	Western Washington (16-2)	2019	Ellie Logan, NNU
2003	Seattle Pacific (18-0)	2020	Safiyah Yasin, UAA
2004	Seattle Pacific (18-0)	2022	Samantha Bowman, CWU
2005	Seattle Pacific (17-1)		
2006	Western Washington (18-0)	<b>Newcomer of the Year</b>	
2007	Seattle Pacific (12-4)	2002	Kelley Berglund, SPU
2008	Seattle Pacific (18-0)	2003	Kamie Jo Massey, UAA
2009	Alaska Anchorage (14-2)	2004	Amy Taylor, SPU
	Seattle Pacific (14-2)	2005	Jenna Washington, HSU
2010	Seattle Pacific (15-1)	2006	Mollie Stelmack, WWU
2011	Western Washington (17-1)	2007	Jayci Stone, UAA
2012	Alaska Anchorage (16-2)	2008	Kalhia Quinones, UAA
2013	Western Washington (17-1)	2009	Jackie Thiel, UAA
2014	MSU Billings (15-3)		
2015	Alaska Anchorage (17-1)	2010	Jessica Summers, WWU
2016	Alaska Anchorage (18-2)		
2017	Alaska Anchorage (20-0)	2011	Kelsie Gourdin, UAA
2018	Northwest Nazarene (18-2)	2012	Sarah McNamee, MSUB
	Alaska Anchorage (18-2)	2013	Rylee Peterson, WOU
2019	Alaska Anchorage (19-1)	2014	Haley Holmstead, UAA
2020	Alaska Anchorage (19-1)	2015	Kylee Schierman, NNU
2022	Western Washington (10-4)	2016	Chelsea Banis, MSUB
2023	Western Washington (16-2)	2017	Megan Mullings, UAA
		2018	Keiahna Engel, UAA
		2019	Autummm Williams, UAA
		2020	Dani Iwami, WWU
		2021	Olivia Vezaledenos, CU
		2022	Jocelyn Gandara, UAF
			Cariann Kunkel, MSUB
<b>GNAC Tournament Champion</b>			
2011	Alaska Anchorage	<b>Freshman of the Year</b>	
2012	Alaska Anchorage	2002	Nicole Lynch, HSU
2013	Western Washington	2003	Karli Smith, SPU
2014	Western Washington	2004	Laura Wright, CWU
2015	Alaska Anchorage		
2016	Alaska Anchorage	2005	Danielle Pridgen, NNU
2017	Alaska Anchorage	2006	Laina Sobczak, Seattle
2018	Montana State Billings	2007	Rebecca Kielpinski, UAA
2019	Northwest Nazarene	2008	Cassidy Murillo, Seattle
2020	Alaska Anchorage	2009	Amanda Dunbar, WWU
2022	Central Washington	2010	Jordan Harazin, SPU
		2011	Heather Adams, NNU
<b>Player of the Year</b>	2002	Rose Shaw, CWU	
2002	Rose Shaw, CWU	2012	Megan Hingston, NNU
2003	Kerie Hughes, SPU	2013	Katie Benson, SPU
2004	Valerie Gustafson, SPU	2014	Gritt Ryder, UAA
2005	Amy Taylor, SPU	2015	Jessica Madison, UAA
2006	Tina Donahue, WWU	2016	Jordan Wilson, UAF
2007	Rebecca Kielpinski, UAA	2017	Jasmine Edwards, MSUB
2008	Rebecca Kielpinski, UAA	2018	Mandy Steward, CWU
2009	Jackie Hollands, SPU	2019	Ozi Nwabuko, SFU
2010	Rebecca Kielpinski, UAA	2020	Saniah Simpson-Patu, SMU
2011	Daesha Henderson, SPU	2021	Claire Dingus, SMU
2012	Amanda Dunbar, WWU	2022	Dorcas Wu, CU
2013	Hanna Johansson, UAA		
2014	Nayo Raincock-Ekunwe, SFU	<b>Coach of the Year</b>	
2015	Bobbi Knudsen, MSUB	2002	Carmen Dolfo, WWU
2016	Erin Chambers, SFU	2003	Gordy Presnell, SPU
2017	Megan Mullings, UAA	2004	Gordy Presnell, SPU
2018	Taylor Peacocke, WWU	2005	Gordy Presnell, SPU
2019	Alisha Breen, MSUB	2006	Gordy Presnell, SPU
2020	Hannah Wandersee, UAA	2007	Tim Healy, SMU
2021	Avery Albrecht, NNU	2008	Carmen Dolfo, WWU
2022	Kassidy Malcolm, CWU	2009	Tim Moser, UAA
		2010	Julie van Beek, SPU
<b>Defensive Player of the Year</b>	2010	Erin Chambers, SFU	
2013	Erin Chambers, SFU	2011	Tim Moser, UAA
2014	Janiel Olson, MSUB	2012	Julie van Beek, SPU
2015	Kiki Robertson, UAA	2013	Carmen Dolfo, WWU
2016	Kayla Bernsen, WWU	2014	Tim Moser, UAA
2017	Kiki Robertson, UAA	2015	Carmen Dolfo, WWU
2018	Jordan McPhee, SPU	2016	Kevin Woodin, MSUB
2019	Ozioma Nwabuko, SFU	2017	Ryan McCarthy, UAA
2020	Ozioma Nwabuko, SFU	2018	Kevin Woodin, MSUB
2022	Avery Dykstra, WWU	2019	Ryan McCarthy, UAA
		2020	Ryan McCarthy, UAA
		2022	Carmen Dolfo, WWU
<b>GNAC Championships MVP</b>			
2011	Kaitlin McBride, UAA		
2012	Haley Holmstead, UAA		
2013	Trishi Williams, WWU		
2014	Jenni White, WWU		
2015	Kiki Robertson, UAA		
2016	Kiki Robertson, UAA		
2017	Autummm Williams, UAA		

A full listing of GNAC individual and team game, season and career records can be found at [GNACsports.com](http://GNACsports.com).

## 2023 GNAC Basketball Championships

# GNAC Basketball Championships Records

## Men's Tournament Records

### Individual

Points - 42, Shadeed Shabazz, UAF (WOU, 3/5/20)  
 Field Goals - 15, Cory Hutsen, SPU (WWU, 3/7/15); Shadeed Shabazz, UAF (WOU, 3/5/20)  
 Field Goal Attempts - 28, Shadeed Shabazz, UAF (SFU, 3/2/22)  
 Field Goal Pct.. (min. 10 attempts) - 84.6, Brian Barkdoll, NNU, 11-13 (WWU, 2/28/11)  
 3-Pt. Field Goals - 7, Jordan Wiley, WOU (UAA, 3/5/14); Demetrius Trammell, WOU (WWU, 3/4/17)  
 3-Pt. Field Goal Attempts - 12, Jordan Wiley, WOU (UAA, 3/5/14); Dom Williams, CWU (NNU, 3/5/15); Zack Rollins, MSUB (WOU, 3/7/19); Niko Bevens, UAA (SPU, 3/6/20)  
 3-Pt. Pct. (min 5 attempts) - 85.7, Mario Gill, UAA, 6-7 (SMU, 2/28/11); Kaleb Warner, WOU (SMU, 3/8/19)  
 Free Throws Made - 15, Taylor Stafford, WWU (SMU, 3/3/17)  
 Free Throw Attempts - 16, Taylor Stafford, WWU (SMU, 3/3/17)  
 Free Throw Pct. (min. 10 attempts) - 100.0, Mark McLaughlin, CWU, 12-12 (SPU, 3/8/13)  
 Rebounds - 15, Fred Jorg, SMU (CU, 3/2/17)  
 Assists - 11, David Downs, SPU (CWU, 3/8/13)  
 Steals - 6, Emanuel Gant, WOU (UAF, 3/5/20); Shadeed Shabazz, UAF (SFU, 3/2/22)  
 Blocked Shots - 6, Connor Devine, UAA (WOU, 3/3/17)

### Team

Points - 97, Western Oregon (Seattle Pacific, 3/2/18)  
 Margin - 27, Western Oregon 97, Seattle Pacific 70 (3/2/18)  
 Field Goals - 37, Western Oregon (Seattle Pacific, 3/2/18)  
 Field Goal Attempts - 73, Alaska Anchorage (Western Oregon, 3/3/17)  
 Field Goal Pct. - 61.8, Alaska, 34-55 (Western Oregon, 3/5/20)  
 3-Pt. Field Goals - 14, Alaska Anchorage (Seattle Pacific, 3/3/22)  
 3-Pt. FG Attempts - 32, Simon Fraser (Alaska, 3/2/22)  
 3-Pt. Pct. (min. 10 att) - 63.6, Central Washington, 7-11 (Northwest Nazarene, 3/2/11)  
 Free Throws - 29, Alaska Anchorage (Central Washington, 3/2/12)  
 Free Throw Attempts - 41, Alaska Anchorage (Central Washington, 3/2/12)  
 Free Throw Pct. - 1.000, Central Washington, 19-19 (MSU Billings, 2/28/11)  
 Rebounds - 51, Western Oregon (Saint Martin's, 3/3/18)  
 Assists - 25, Alaska Anchorage (Saint Martin's, 2/28/11); Western Oregon (Seattle Pacific, 3/2/18)  
 Steals - 13, Central Washington (Alaska Anchorage, 3/4/11); Western Oregon (Western Washington, 3/2/22)  
 Blocked Shots - 9, Seattle Pacific (Western Oregon, 3/9/19)

## Women's Tournament Records

### Individual

Points - 34, Katie Collard, WWU (SPU, 3/6/15); Taylor Peacocke, WWU (CWU, 3/3/17)  
 Field Goals - 15, Taylor Peacocke, WWU (CWU 3/3/17)  
 Field Goal Attempts - 23, Bobbi Knudsen, MSU Billings (SFU, 3/7/14); Taylor Peacocke, WWU (CWU, 3/3/17); Jessica Jones, SFU (CWU, 3/3/22)  
 Field Goal Pct. (min. 10 attempts) - 84.6, Nayo Raincock-Ekunwe, SFU, 11-13 (WWU, 2/28/11)  
 3-Pt. Field Goals - 7, Corinn Waltrip, WWU (MSUB, 3/2/11)  
 3-Pt. Field Goal Attempts - 15, Erin Chambers, SFU (UAA, 3/6/15)  
 3-Pt. Pct. (min 5 att.) - 83.3, Corinn Waltrip, WWU, 5-6 (SFU, 2/28/11); Tara Thompson, UAA, 5-6 (WWU, 3/4/17)  
 Free Throws - 12, Erin Chambers, SFU (SPU, 3/5/14)  
 Free Throw Attempts - 13, Erin Chambers, SFU (SPU, 3/5/14)  
 Free Throw Pct. (min. 10 attempts) - 100.0, Kaitlin McBride, UAA, 10-10 (NNU, 2/28/11); Haley Holmstead, UAA (SFU, 3/2/12)  
 Rebounds - 23, Samantha Bowman, CWU (WWU, 3/5/22)  
 Assists - 10, Jasmin Edwards, CWU (WWU, 3/3/17)  
 Steals - 6, Trishi Williams, WWU (SFU, 3/9/13); Kiki Robertson, UAA (SPU, 3/3/17); Tenna Voliva, UAA (SPU, 3/3/22)  
 Blocked Shots - 4, Six Players Tied

### Team

Points - 91, Central Washington (Simon Fraser, 3/3/22)  
 Margin - 36, Seattle Pacific 81, Western Oregon 45 (2/28/11)  
 Field Goals - 35, Seattle Pacific (Simon Fraser, 3/1/18)  
 Field Goal Attempts - 79, Simon Fraser (Central Washington, 3/3/22)  
 Field Goal Pct. - 60.0, Seattle Pacific, 33-55 (Western Oregon, 2/28/11)  
 3-Pt. Field Goals - 18, Central Washington (Alaska Anchorage, 3/6/20)  
 3-Pt. FG Attempts - 34, Central Washington (Alaska Anchorage, 3/6/20)  
 3 Pt. Pct. (min. 10 att.) - 61.5, Western Washington (Northwest Nazarene, 3/8/19)  
 3-Pt. Pct. (min. 20 att.) - 52.9, Central Washington, 18-34 (Alaska Anchorage, 3/6/20)  
 Free Throws - 29, Simon Fraser (Seattle Pacific, 3/5/14)  
 Free Throw Attempts - 36, Alaska Anchorage (Seattle Pacific, 3/2/11)  
 Free Throw Pct. (min. 10) - 92.9, Western Washington, 13-14 (Alaska Anchorage, 3/3/12)  
 Free Throw Pct. (min. 20) - 88.0, Seattle Pacific, 22-25 (Alaska Anchorage, 3/2/11); Simon Fraser, 22-25 (Central Washington, 3/2/17)  
 Rebounds - 54, Seattle Pacific (Alaska, 3/2/22)  
 Assists - 31, Seattle Pacific (Simon Fraser, 3/1/18)  
 Steals - 17, Alaska Anchorage (Seattle Pacific, 3/3/17)  
 Blocked Shots - 9, Alaska Anchorage (Northwest Nazarene, 2/28/11)

## GNAC Final Regular Season Standings

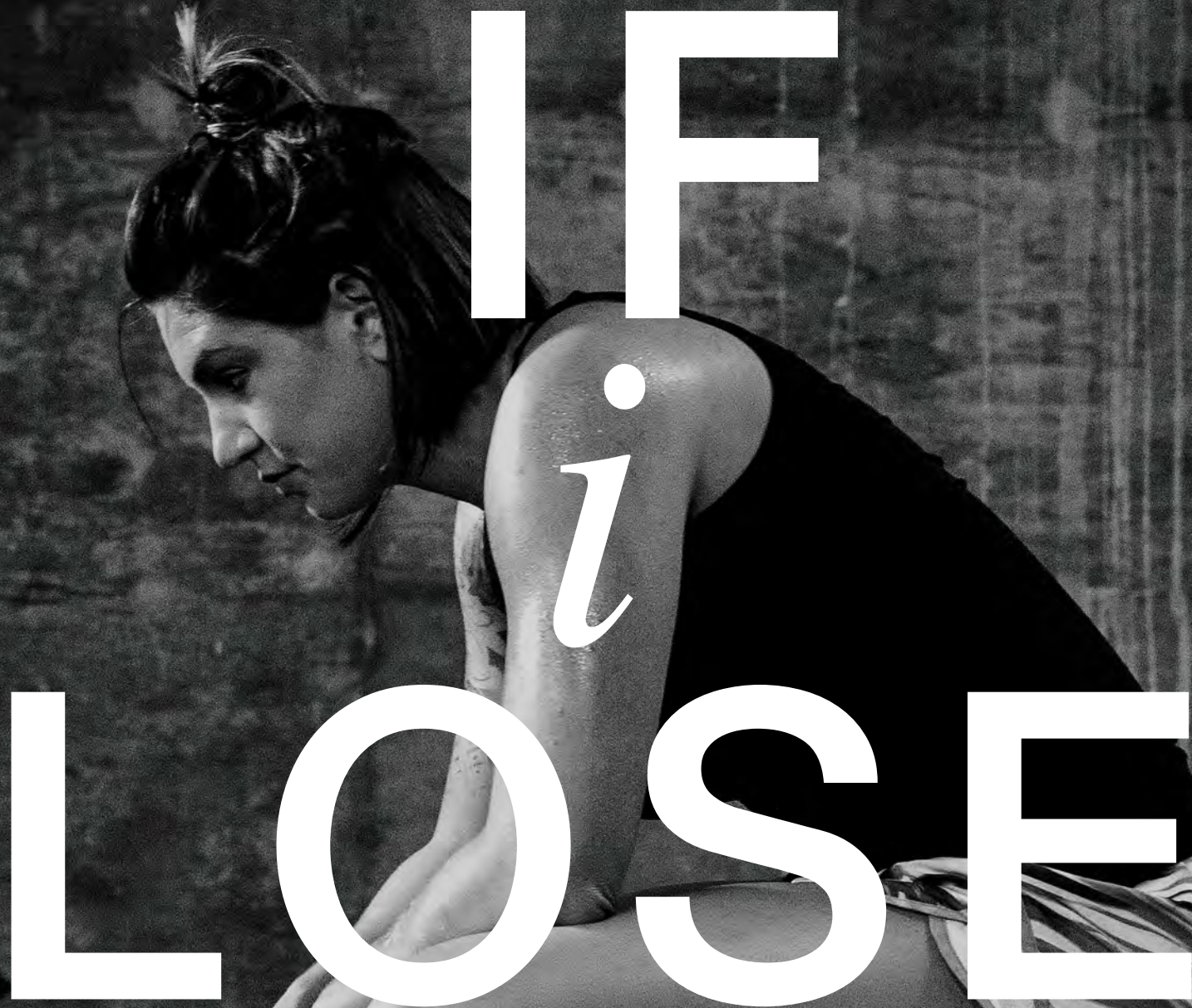
### MEN'S BASKETBALL

Team	GNAC	Pct.	All	Pct.	H	A	N	Streak
Saint Martin's	15-3	.833	23-5	.821	13-2	8-2	2-1	Won 1
Montana St. Billings	14-4	.778	20-8	.714	8-3	9-4	3-1	Lost 1
Seattle Pacific	12-6	.667	17-10	.708	11-2	4-7	2-1	Won 3
Central Washington	9-9	.500	13-14	.481	7-5	6-5	0-4	Won 4
Western Oregon	9-9	.500	12-13	.480	6-7	5-5	1-1	Lost 1
Northwest Nazarene	9-9	.500	12-14	.462	7-8	5-6	0-0	Lost 2
Western Washington	8-10	.444	15-13	.536	5-6	6-5	4-2	Won 1
Alaska	6-12	.333	11-15	.423	8-5	2-10	1-0	Lost 3
*Alaska Anchorage	7-11	.263	13-14	.481	7-6	4-7	2-1	Won 1
Simon Fraser	1-17	.056	6-22	.214	3-10	1-11	2-1	Lost 12

\* - denotes assessed a .126 deduction from conference winning percentage for violation of GNAC bylaw.

### WOMEN'S BASKETBALL

Team	GNAC	Pct.	All	Pct.	H	A	N	Streak
Western Washington	16-2	.889	22-3	.880	11-2	10-1	1-0	Won 2
Montana St. Billings	14-4	.778	23-6	.793	9-4	10-1	4-1	Lost 1
Central Washington	12-6	.667	20-7	.741	9-3	8-3	3-1	Lost 1
Alaska Anchorage	10-8	.556	18-9	.667	10-3	8-6	0-0	Won 4
Seattle Pacific	9-9	.500	14-12	.538	6-5	7-5	1-2	Won 1
Simon Fraser	8-10	.444	10-12	.455	4-5	4-5	2-2	Lost 1
Western Oregon	7-11	.389	13-13	.500	5-5	5-8	3-0	Won 2
Northwest Nazarene	7-11	.389	11-15	.423	7-6	3-9	1-0	Lost 3
Saint Martin's	6-12	.333	10-16	.385	6-7	2-8	2-1	Won 1
Alaska	1-17	.056	4-21	.160	4-9	0-11	0-1	Lost 13



IF  
*i*  
LOSE

I'LL RESPOND WITH RESPECT.

Don't undo my hard work  
with poor sportsmanship.



**RESPECT.**  
It's the name of the game.

# Men's Tournament Bracket

## QUARTERFINALS

**No. 3 Seattle Pacific**

Game #1  
Thurs., Mar. 2, Noon

**No. 6 Northwest Nazarene**

**No. 4 Central Washington**

Game #2  
Thurs, Mar. 2, 2:15 p.m.

**No. 5 Western Oregon**

## SEMIFINALS

**No. 2 Montana St. Billings**

Game #5  
Fri., Mar. 3, Noon

Game #6  
Fri., Mar. 3, 2:15 p.m.

**No. 1 Saint Martin's**

## CHAMPIONSHIP

Game #9  
Sat., Mar. 4, 5 p.m.

**CHAMPION**

# Women's Tournament Bracket

## QUARTERFINALS

**No. 3 Central Washington**

Game #3  
Thurs., Mar. 2, 5:15 p.m.

**No. 6 Simon Fraser**

**No. 4 Alaska Anchorage**

Game #4  
Thurs, Mar. 2, 7:30 p.m.

**No. 5 Seattle Pacific**

## SEMIFINALS

**No. 2 Montana St. Billings**

Game #7  
Fri., Mar. 3, 5:15 p.m.

Game #8  
Fri., Mar. 3, 7:30 p.m.

**No. 1 Western Washington**

## CHAMPIONSHIP

Game #10  
Sat., Mar. 4, 7:30 p.m.

**CHAMPION**

**All Games Webcast Live At GNAC.TV**